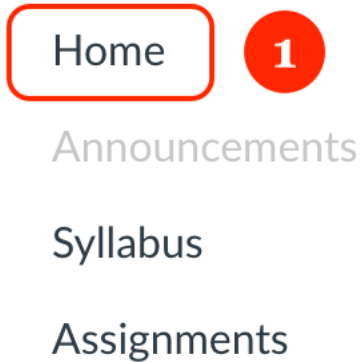
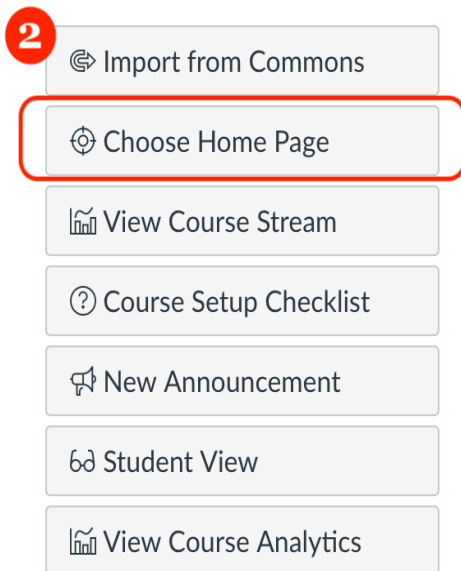


Change Homepage Layout

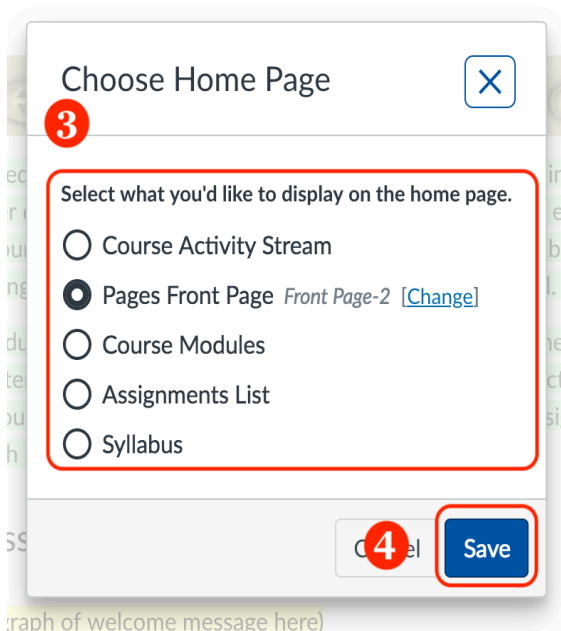
- Step 1: Choose Home on the second left bar.



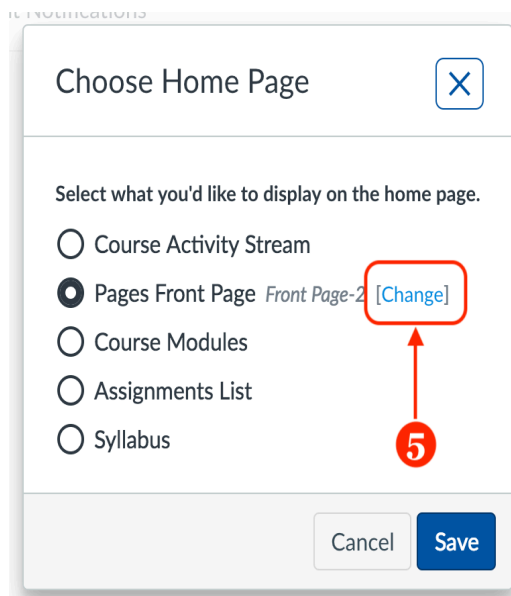
- Step 2: Click the “Choose Home Page” button on the top right corner.



- Step 3: Pick from the template, if you pick “Pages Front Page”, jumps to Step 5.
- Step 4: Click “Save”.



- Step 5: When choose Pages Front Page, it is possible to change the page by clicking the [Change] on the right.



- Step 6: Click the three dots on the right.

+ Page

PAGE TITLE ▾	CREATION DATE ▾	LAST EDIT ▾	
Collaboration Group	Mar 8, 2018	Mar 8, 2018	✓
Copyright & Fair Use Information	Mar 8, 2018	Mar 8, 2018	✓
Front Page	Jul 24, 2013	Mar 8, 2018 by Abraham Kong	✓
		Mar 8, 2018 by Abraham Kong	✓
		Jul 24, 2013	✓

LAST EDIT ▾

Mar 8, 2018 ✓

Mar 8, 2018 ✓

Mar 8, 2018 by Abraham Kong ✓

Mar 8, 2018 by Abraham Kong

Jul 24, 2013

✎ Edit

🗑️ Delete

🔖 Use as Front Page

📄 Duplicate

↻ Share to Commons

- Step 7: Choose “Use as Front Page”.