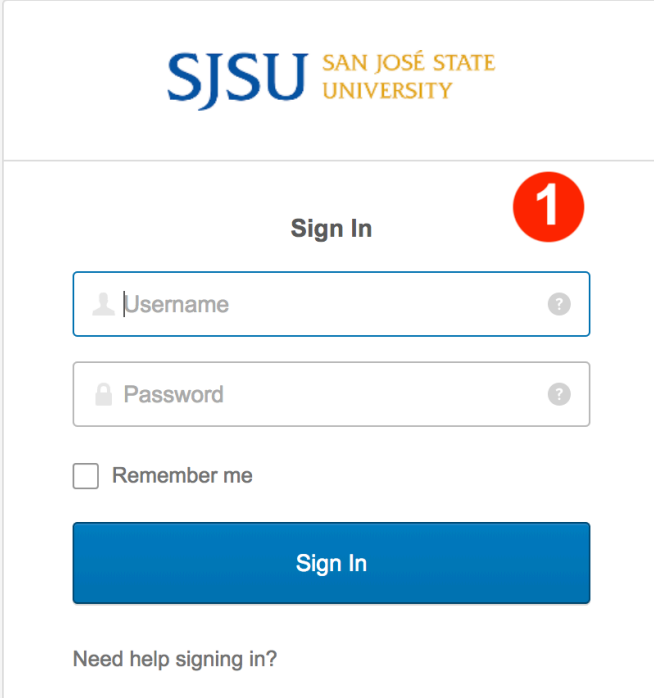


# Getting started with Zoom

[Video tutorial](#) is also available.

- Step 1: Log into Canvas with SJSU ID.



SJSU SAN JOSÉ STATE UNIVERSITY

Sign In **1**

Username ?

Password ?

Remember me

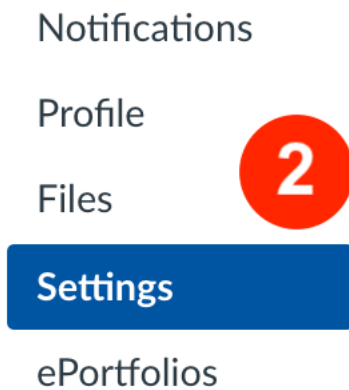
Sign In

Need help signing in?

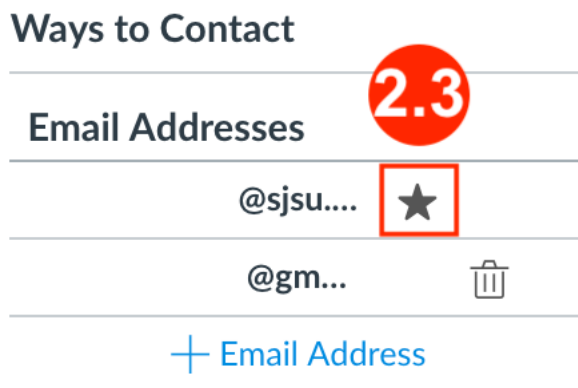
- Step 2: Make sure you are logging with SJSU E-mail.
- Step 2.1: Click on “Account” on the main Navigation bar.



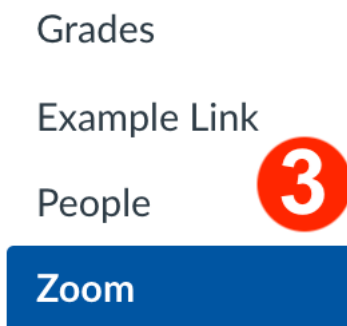
- Step 2.2: Choose “Settings”.



- Step 2.3: On the top right corner, under “Ways to Contact”, in the “Email Address” section, make sure there is a star next to your SJSU E-mail. If not, click on the blank space where next to the E-mail address to star it.

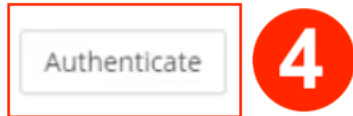


- Step 3: Go to the Course and choose “Zoom” on the Course Navigation bar.



- Step 4: Click on “Authenticate” button.

### Zoom Authentication



- Step 5: Click on “Authorize” button.

